

MONTHLY MEMBERSHIP PROGRESS REPORT

District 4 C4

Results as of: 12/31/2023

GMT:

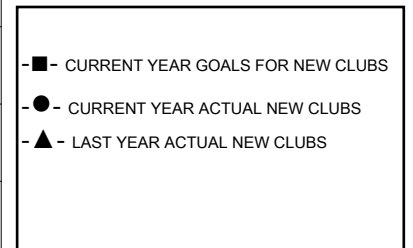
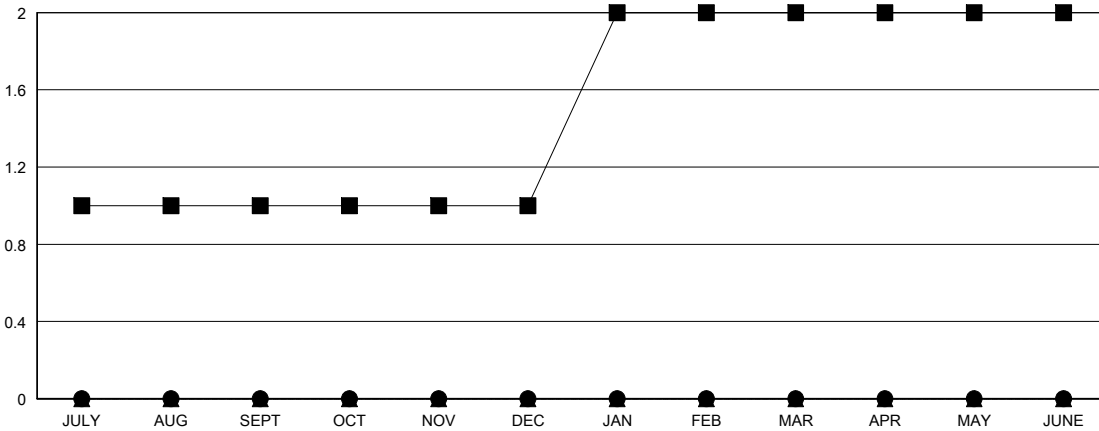
LOCATION CALIFORNIA

GMT CA

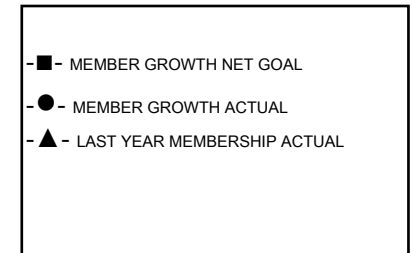
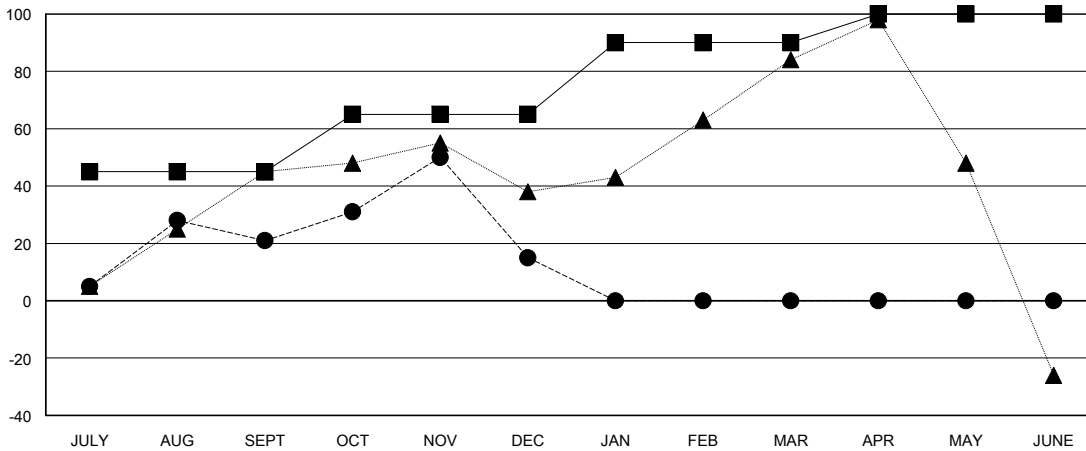
Clubs			
RESULTS FOR 2023-2024			
QUARTER	NEW CLUB GOAL	NEW CLUBS	DROPPED CLUBS
JULY/AUG/SEPT	1	0	0
OCT/NOV/DEC	0	0	2
JAN/FEB/MAR	1	0	0
APR/MAY/JUNE	0	0	0

Members			
RESULTS FOR 2023-2024			
QUARTER	MEMBER GROWTH NET GOAL	MEMBER GROWTH ACTUAL	DROPPED MEMBERS ACTUAL (including transfers)
JULY/AUG/SEPT	45	128	99
OCT/NOV/DEC	20	72	73
JAN/FEB/MAR	25	0	0
APR/MAY/JUNE	10	0	0

GOALS AND ACTUAL NEW CLUBS CUMULATIVE



GOALS AND ACTUAL MEMBERS CUMULATIVE



DROPPED CLUBS: 2	36 CLUBS OF 59 ADDED 1 OR MORE NEW MEMBERS	GENDER DISTRIBUTION MALE 927 (48.84%) FEMALE 969 (51.05%)
DROPPED MEMBERS DECEASED 9 CLUB CANCELLED 30 OTHER 133 TOTAL 172	CLICK HERE FOR CUMULATIVE MEMBERSHIP DATA	TOTAL FAMILY UNIT MEMBERS 227 FAMILY MEMBERS PAYING HALF DUES 122